



The Apiarist

... High Weald Beekeepers' Newsletter

Chairman's Chatter

By Malcolm Wilkie

As Chairman in 2022 to 2023 I have run improver sessions for members of the Association. There has been good attendance and on average about 15 people came to those sessions that were organised. Timings were correct and there was a swarming session before swarming took place, there was a session on treatments before treatments needed to be done, and Keith ran a session on preparing hives for winter before all the wet weather arrived. There was also the opportunity for people to attend a half day on disease run by Dave Rudland of East Surrey Bees.

The Honey show was well attended (I badgered a lot of you to enter Honey) and there was a lot of discussion about the Asian hornet. This is going to be a challenge for each and everyone of us in the next two or three years. We also had the microscopes to look at and if that interests you, look out for a session that will be organised by Peter and Paul in the Spring. Next year we revert to a beginners' course, but it will be a hybrid course and for most sessions beginners will have to join in with activities that will be organised for all of you members.

As I feel Asian hornets to be the main priority a workshop will be run in February to build a trap. Every Asian hornet Queen in February that is caught will prevent countless beehives being targeted in July, August and September.


The High Weald is one of the divisions of the Sussex Beekeeping Association. This year we are hosting their AGM and Dan Morgan, who is



Malcolm Wilkie, Chairman HWBKA as well as Training & Education Manager

our seasonal bee inspector, will be talking about Asian Hornets and tracing the Asian hornet nest that was found in Eastbourne. I am hoping a fair number of members from different divisions will attend and lead to a healthy debate about trapping and tracing. You will be able to enter a hornet trap and there will be prize money (probably about £50). As we are hosting, this AGM will take place at Five Ashes village hall. It's on March 2nd. Sign up if you have not already done so. It's on our patch, so easy to get to.

Finally keep all those 2 L bottles to make traps in February at our workshop. You can then immediately hang them up. I look forward to seeing lots of you at that session. I can't help feeling that everyone of you that does not put out a trap will inadvertently and unwittingly be causing a problem for everyone else. So, if you can't come in February make sure you find out from others what to do.

I wish you all a successful Beekeeping season and may your bees give you lots of pleasure and lbs and lbs of honey. 

IN THIS ISSUE

ARTICLES

Chairman's Chatter.....	1
HWBKA AGM	2
HWBKA Honeyshow	3
Thoughts on the Asian hornet threat	4
Asian hornets in Normandy	7
Summary of the latest committee meeting	9
Blueberry, honey & lemon cake receipt	10
Images from the Wax workshop on 11 November	10
Calendar	11
The HWBKA committee	12
Contacts	12

For Full calendar & details see <https://hwbka.org.uk/event/>

The Apiarist is a quarterly newsletter produced for members of the High Weald Beekeepers' Association.

Publisher: Malcolm Wilkie (Chairman)

Contact: Paul Lindström (Editor),
the.hwbka+apiarist@gmail.com

Next issue: April 2024

HWBKA AGM and Honey Show on 19 November 2023

By Paul Lindström

The AGM was well attended and was as usual followed by The Honey Show. Before the AGM started our new microscopes were demonstrated by Peter Coxon and Paul Lindström.

Our president Keith Obbard opened the meeting and thanked the members for contributing to Bees for Development by buying raffle tickets at the Summer BBQ. Since the HWBKA President matched the income from the raffle by the same amount the total donation was £308.

Our Chairman Malcolm Wilkie then made his report from this year, mentioning among other things the training and our other lectures and special sessions.

A big change for us is that we will have to give up the apiary at "Slab Castle", since the lease is not to be renewed.

In 2024 HWBKA will put much focus on preventive actions against Asian hornets. Check the program of events and lectures in order to prepare for this. We will have sessions on how to build hornet traps in February and July.

We will set up a sub-committee in order to plan for a possible club house.

The membership numbers have dropped somewhat from the peak in 2019/2020, perhaps because some members have gone back to work after Covid lockdowns and finding it difficult to manage both beekeeping and a full time job. We are now 218 members.

Roxanne Gould has passed BBKA Module 3 "Honey Bee Pests, Diseases and Poisoning" with Credit, Sarah Waterfall passed the BBKA Basic Certificate, as did Mark Wilcox and Mark Pritchard, both with Credit. A big thank you to Lorraine Patel who has trained and supported several of the candidates.

If you are interested in taking a BBKA exam, contact Peter Halford at the.hwbka+exams@gmail.com.



Sarah Waterfall got a diploma for passing the BBKA Basic Certificate Module.



Mark Pritchard got a diploma for passing the BBKA Basic Certificate Module with Credit.

The closing balance for the association is £24,253.47. Most of the money is held as a fund for a future club house and apiary.

We now only have 4 colonies at "Slab Castle", and they will have to be moved to Horsted Green Park at some point this season, or sold.

The apiary at Horsted Green Park has 9 colonies going into Winter which should be more than enough for educational purposes. Despite some trials and tribulations, we still got a lot honey this year, ≈500lb.

Our AHAT Coordinator (Asian Hornet Action Team) Peter Coxon reported on the massive increase of Asian hornets in East Sussex and Kent in particular. This is not just a problem for us beekeepers but for all insects and so indirectly for birds. We need to help raising public awareness, get more "eyes on the ground". All

members should do spring and autumn trapping. See Peter Coxon's article on page 3 for what you can do to help fight the Asian hornets.

We had 8 Bee Banters during the year, and several lectures and courses like the Wax shop in November.

All sitting committee members were re-elected, and one new were elected into the committee. The new committee member is Mark Wilcox. See last page for the structure of the whole HWBKA committee.



Winners in the Honey Show



Lesley Francis



Deborah Park



Maurice McGowan



Rob Gore



Helen Hadley



Phil Edwards



Ben Greig



Mark Pritchard



Holly de Castro



Helen Searle



Sandy Infield



Peter Coxon



Matt Weeks



Steve Davies

Unfortunately we lost the sheets with the exact results for each category so only list the winners here with a picture, although some won several prizes in different categories.

Phil Edwards arranged the raffle and top prize was the WBC hive donated to the association by Richard Randell, while Malcolm Wilkie donated a nuc and a colony. A big thank you to Phil for the excellent work on this.



Lesley Francis was awarded the Vera Beqvar cup as overall winner.



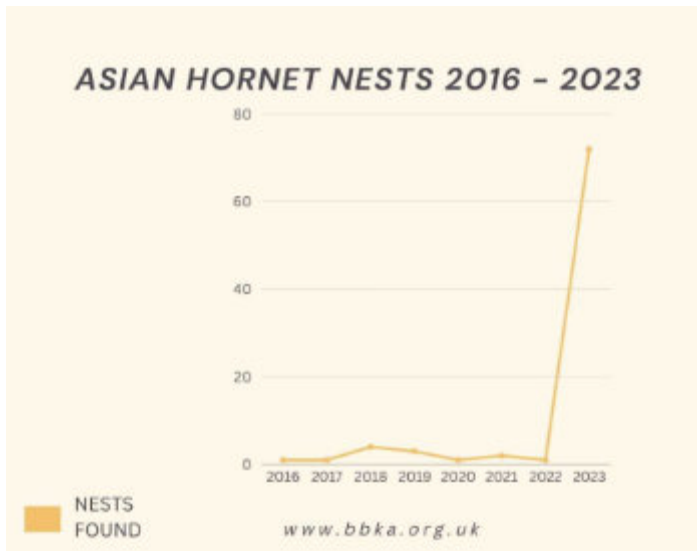
Rob Gore was awarded the Lynn Moore Memorial cup for long standing services to the association.

Thoughts on the Asian hornet threat – and what we might do to mitigate it

By Peter Coxon

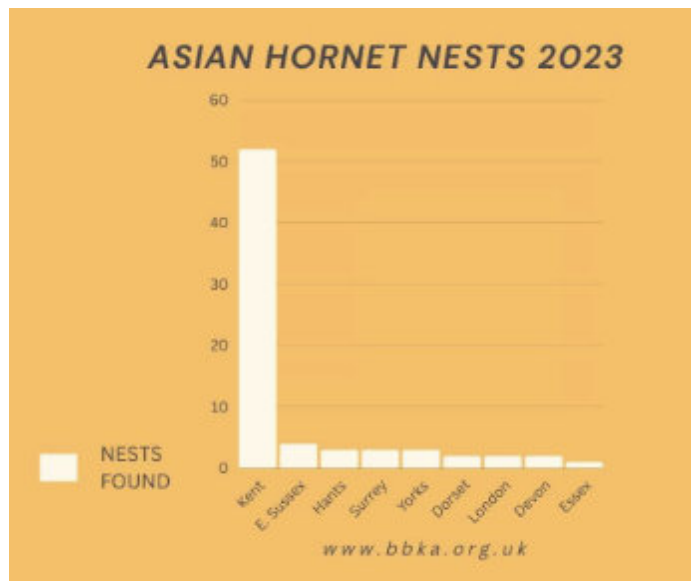
When I took over as AHAT coordinator from Talha I thought / hoped there wouldn't be too much to do ... 'but the times they are a changing'. There has been a huge increase this year in sightings of Asian hornets and their nests, 72 AH nests in 56 locations and mostly in the S.E.

Those of you already in the BBKA Asian Hornet WhatsApp group will have seen these graphs:



animals and humans. Those stings really hurt apparently and there have been ~50 fatalities in France. If you are talking to friends and members of the public, you might want to point this out, so they don't think this is just a niche problem for beekeepers.

- When I asked why the big increase this year, various reasons were given such as the strong easterlies in the late spring but when I implied it must have resulted in a lack of success in 2022 I was told in no uncertain terms that the NBU / Bee Inspectors dealt with every reported incidence in 22 & 23 and were working around the clock... so why the increase in 23? ... Well they can only destroy nests that are found through reported sightings
- So! more public awareness ... eyes on the ground are absolutely essential, otherwise...
- Spring trapping and autumn trapping by us will be essential!



We ourselves in the HWBKA & SBKA are also ramping up activities with lots of additional resources, such as many more links on the websites Asian Hornet Resources Page – High Weald BeeKeepers' Association (hwbka.org.uk) – please look at them!

We have plentiful supplies of leaflets & flyers. Please take some & distribute ... get the word out! I have hundreds of these.

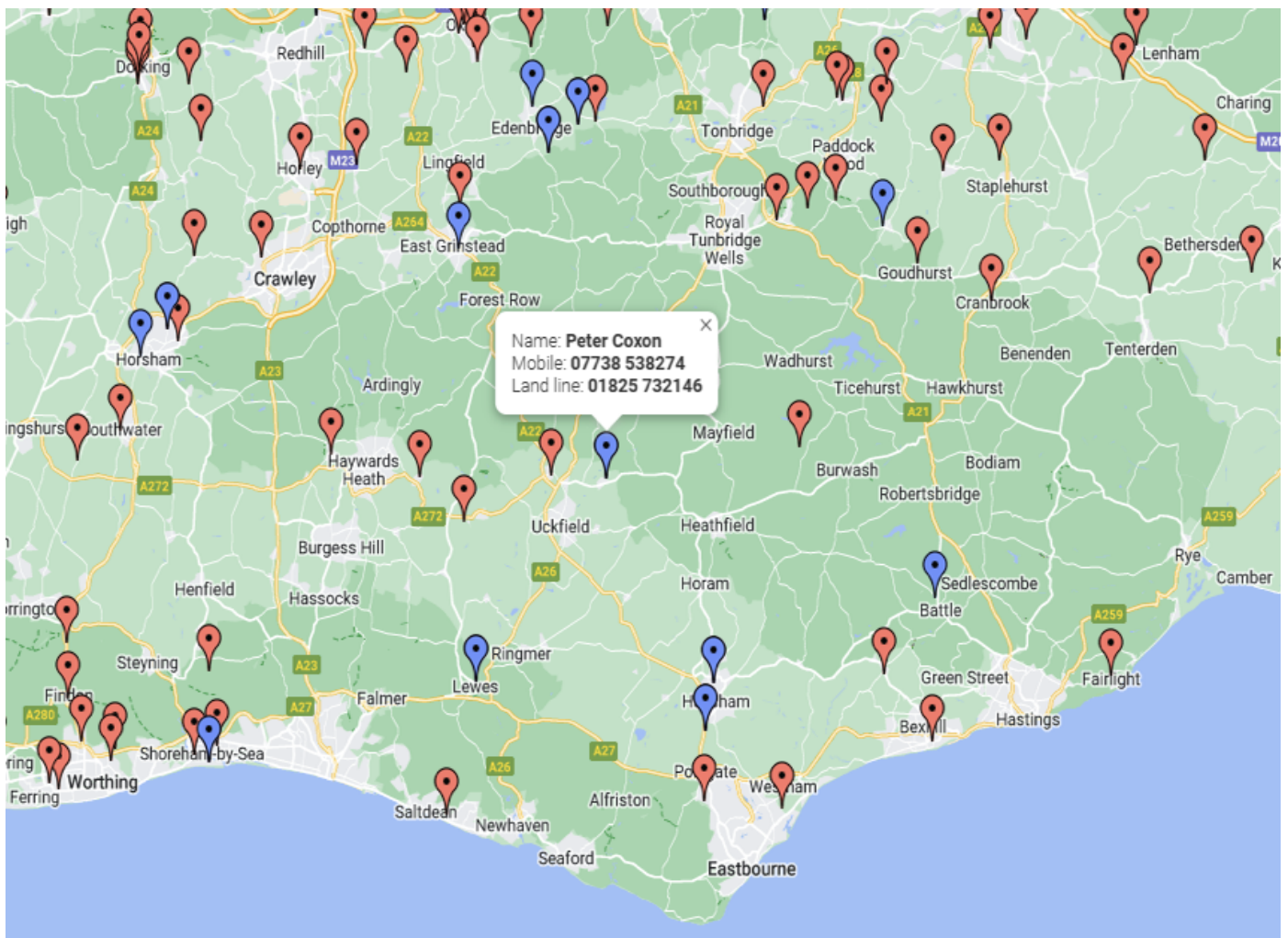
... somewhat sobering!

Also, as you might have seen, the BBKA is really ramping up activities. They have held a series of Zoom workshops throughout the year, they have created a nation-wide WhatsApp group for AHAT coordinators and verifiers and paid £15,000 for a poster campaign on the back of buses.

Some takeaways from the recent National Honey Show this year for me are that:

- It's not just a problem for beekeepers; all insects will be impacted and then of course birds too, other native





The BBKA map show the nearest Asian hornet verifier which should help members and the public to find a local contact person to ask about Asian hornets and to get help when trying to identify an Asian hornet.

Additional actions we should all be taking:

- Watch Andrew Durham’s Lectures links on the websites ...ours and the BBKA
- Take the on-line test to become a verifier which will mean you can automatically be part of the nation-wide WhatsApp group to get the latest information and if you wish you will be added to the [BBKA map](#) which works in much the same way as the BBKA Swarm map and enables members of the public to get immediate local help.
- Start thinking about traps for spring trapping of Asian Hornet queens.

There are numerous products available commercially such as the Véto-pharma trap which is a nice simple economical trap (£6.00), and which comes with its own lure. However, this will also take a lot of ‘by-catch’ (i.e. other insects) so perhaps consider using it as a non-killing trap by putting foam or oasis in the bottom and or making 5.5 mm slots in the sides so other insects can escape. I haven’t tried this myself but given the size of the holes in top, by making it non-killing it could be AHS might escape.



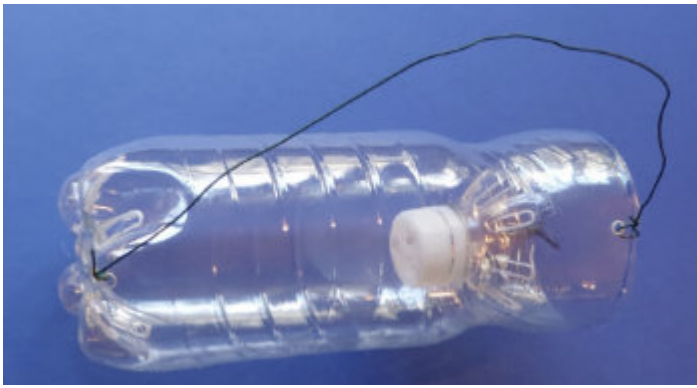
A new guy on the block is the Gard d’Apis which I have bought for our Horsted Apiary but haven’t tried in anger yet... obviously. Eastbourne used one during their sighting and caught AHS. These are rather more expensive at ~£24.00 but are not killing traps so should avoid the by-catch issue.



We need as many of these sentinel traps out there in the spring as possible... hundreds... and we can remove the potential barrier of cost by making our own ‘bottle traps’.

Simply take a coke, tonic or similar PET bottle and drill one or more 8mm diameter holes in the cap. Cut the bottle at the conical end such that when the end piece is inverted and inserted into the main body it is a snug fit. Make some additional 5.5 mm slots to allow the by-catch out but keep the AHS in.

Unless it is going under a roof, consider mounting it horizontally, so rain doesn’t wash away the bait or make for it a little roof. In terms of bait, use a commercial lure such as Trappit or make your own. In the spring the



Simple bottle trap

queens are desperate for carbs so apparently fermented honey (fermented to keep the bees off), cider and black currant concentrate etc are effective whereas in the summer when there is brood to feed they need protein and people have used prawns and various other fish ... but more of this at the planned workshops. There are many good suggestions on the [Jabeprode website](#) (there is a button to get the text in English).

The above will suffice as sentinel traps and for spring trapping of AH queens, however, should we fail in these endeavours, then judging by the experiences in France we will need devices that can catch AH's by the bucket full and also devices to help the bees defend their hives.


In France one such device you can buy is the Jabeprode trap Jabeprode which costs ~55 € or you can buy just the conical entrances for 13 €. This company are not in it for the money but to help control the AH problem and I certainly wouldn't want to deprive them of business but at 55€, which is not exorbitant, it might still be an obstacle for some beekeepers.



The Jabeprode trap.


As you may be aware already, I do like to delve into the dark arts of DIY as do many other beekeepers, so we had various anti-AH devices on display at our AGM and Honey Show, including an amazing 3-D printed one ... which is rather beyond me and I suspect many others.

I made a simple low-cost alternative to the Jabeprode trap comprising 1 x 13L polypropylene storage box (~£4.50), 2 x stainless coffee filters (~£6) with an 8mm diameter hole drilled in the base, and 2 pieces (1/3RD) of a sheet plastic queen excluder (~£1.50) costing in total £12.00.



Peter Coxon's DIY trap completed.

In the situation where we need these devices, it seems from the French experiences we might also benefit from hive 'museliers' (muzzles) to give the bees a fighting chance of getting in and out of their hives without being picked off. These too are available commercially from Thornes for £28.50 but can be made easily by those of a practical bent. I made a couple for our honey show for example requiring a minimum of wood-working skills and costing <£6.00.



Muzzles to place in front of the hive entrance

These and no doubt many more will be available when we will be holding talks & workshops soon in the New Year ... making traps & muzzles. etc.. Plans will also be available and in the following Apiarist.

Indeed, the theme of next year's SBKA AGM which will be hosted by the HWBKA on the 2nd March will be The Asian Hornet Threat. In addition to the usual scintillating committee business, we will have a talk from our Seasonal Bee Inspector Daniel Morgan who had first-hand experience this year dealing with the Eastbourne nest ... and probably others too I am unaware of. We also plan to have an East Sussex DIY competition for Asian Hornet related DIY traps and devices to be judged by Dan and with a good 1st prize ...so please do try to come along as it should be a really good day!

Make sure you do all you can so that this does not get away from us ... it will not be nice!



The Asian hornet in Normandy

By *Christophe Gauthier* (Translation from French by Malcolm Wilkie)

The Asian hornet (*Vespa velutina nigrithorax*) arrived in France about 20 years ago and in Normandy 10 years ago. Its numbers quickly built up and in Normandy more than 10,000 nests were officially destroyed in 2022! Even three or four years ago a beekeeper would ask a fellow apiarist if there were any hornets around his hives but now we don't even ask that question because they're EVERYWHERE... The aim of this article is to see what we can do to minimise the impact of the hornet on our hives. I repeat, reduce the impact, but not make it go away.

You need to know that if there are only two or three hives in an apiary and the hornets attack those hives, it's often necessary to change the location of the hives because of the level of attack the bees will come under.



Hive destroyed by Asian hornets in the area of Rouen.

In a larger apiary the impact on the bees is less severe because the impact is spread over a number of colonies.

From August the effects of hornet attacks are felt by the hives because it is at that time of the year that the number of individual hornets in each nest increases – there can be as many as 3000 at the end of the season. This week, at the beginning of October, we even destroyed a nest which measured 80 cm in diameter and was more than a metre high. If you don't do anything in an apiary and attacks increase, the hives can be completely destroyed as the hornets don't hesitate going into the colony. The bees no longer come out of the hive, they stay grouped at the entrance being on the defensive and stressed. They don't go out and build up their stores for the winter and neither do they collect nectar and pollen and so the following spring you will find a

very weak colony or even a dead one even though there had been plenty of bees in the autumn.

What can the beekeeper do faced with all of this?

From the outset you need to think about trapping, the most important thing is to try and capture founding queens in the spring (from March through to May) that is to say queens that have been fertilised at the end of the season and which are going to create a new colony.



The start of a nest by a founding queen

One mustn't forget that a single nest can produce one hundred founding Queens and even if 90% die there are still going to be 10 or more at the beginning of the season!

Trapping is sometimes argued against by certain scientists (who are not Beekeepers) because they believe that there will be natural selection and a balance between the numbers of hornets and bees will be the result... However, one can now see the result with the exponential growth in the numbers of hornets in Europe. The second phase of trapping will take place around the hives that are under attack August onwards.

The most important thing to bear in mind when trapping is to use selective methods. One should only catch hornets and not other insects.



A very selective trap.



The "bottle" trap – a non-selective trap. This isn't a very effective trap.

The best traps can be 90% selective. The worst ones are only 30% effective.

However it should be pointed out that a non-selective trap can become a selective one if a certain number of Hornets are inside because the presence of those hornets make other insects go away and attract more Hornets due to release of the alarm pheromone.

When we get to the end of July after the honey harvest it's important to reduce entrance blocks on all hives.



The entrance reducer.

These entrance blocks will prevent the Hornets (not all of them because sometimes there can be small ones) from getting into the colony, they cut down on robbing between hives as well. Be warned if there are any drones in the colony they won't be able to go in and out.

The use of a muzzle positioned in front of the hive is a good method to cut down on the stress on the colony. The principle is quite simple, you put



A simple muzzle.



Another way to make a muzzle.

wire netting on the hive and that lets the flying bees fly in and out but not the hornets which can only get into the hive by walking in.

The bees continue flying and the colony is able to build up its stores for winter even if the hornets continue to attack the hives.

The hornets tend to go underneath the hives and so as much as possible you should prevent them doing so by using boards or any other means at your disposal.

Use as many different traps that one is able to use

There are a number of traps being sold or that Beekeepers have built. The following are the most useful.

The electric harp

It is a relatively effective system that any beekeeper who is handy can put together himself. An electric current is passed between two wires 24 mm apart with a reservoir of water below



The electric harp.



A reservoir of water is placed below the electric harp to drown the Asian hornets.

(washing up liquid added to drown the hornets and vinegar to put off the bees).

The bees can fly between the wires without being killed whereas the hornets get electrocuted and fall into the tray below.

You need 2 harps for 10 hives. The harps need to be placed perpendicular to the hives and one should ideally put a barrier in front of the hives to create a corridor which forces the Hornets to go through the harps. The current is provided by a solar panel and you will need to spend €40-€60 for a harp.

The Jabeprode trap

This trap is made up of two cones which forces the hornets to go into a box containing the bait. The bees can get out of this trap by going through the holes on the sides of the cones. A piece of Queen excluder is often added to allow non-target insects to



The Jabeprode trap.

get out. A trap ready for use costs between 40 and €50 but if you just buy the cones they cost €10 for two.

The Vêto-pharma trap

It's simple and doesn't cost a lot (a few euros). It's a plastic cup with two vertical entrances and a small roof, you put the bait inside, either made by you or sold to you by the supplier, and you catch hornets. Be careful because at the beginning of the season you can catch non target insects but in August there will only be hornets in the trap.



The Vêto-pharma trap: cheap but not selective when used in the Spring

The Beevital (velutina trap)

This trap which is rather bulky is quite effective. It costs €38. All small insects can get out and there is no contact with the product (the bait) which is diffused by the wicks. The hornets follow the light and get trapped. They stay alive and their pheromones attract other hornets.

Only the European hornet cannot get out just like with other selective traps.



The Beevital trap. This is a "canister" trap – easy to make. Cheap but insects tend to drown and so the effectiveness of it as a selective trap is reduced.



Different traps using cones.

Different cones

There are a lot of them and one can buy them individually quite cheaply (a few euros). The beekeeper has to build a trap which can be a simple canister (see the the Beevital trap on the previous page) or a wooden or plastic box.

You have to make sure you add a piece of queen excluder to allow the bees to get out and to prevent the insects coming into contact with the product.

What bait should you use?

The answer to this question isn't easy because a product that works one day doesn't work another!


Usually at the beginning of the season we use sweet products like

the classic mix of one third beer, one third white wine and one third grenadine syrup (blackcurrant...)

There are also "miracle" products that you just need to dilute in water and sugar.

A mixture of water/sugar/and bread yeast give quite good results. In August hornets are only looking for meat products – what is left over from a barbecue or fish. Melted wax works a treat because it gives off the smell of the hive and attracts loads of hornets

It's plain to see that we haven't seen the last of the Asian hornet and it's not straightforward getting rid of it. We are going to have to learn to live with it and to try and cut down its impact on our colonies. After 10 years in Normandy we can only deplore the way that its numbers have increased.

Each year thousands of nests have been destroyed but still their numbers increase. The authorities are now less keen to help pay for their destruction. The toll on our hives was already heavy due to varroa and now the Asian hornet will equally take its toll on our bees. 

Summary of the latest HWBKA committee meeting

The HWBKA committee met on 1 November.

Much of the meeting was focused on preparations for the AGM on the 19 November.

We have decided to place a compost loo at the Horsted Green Park apiary and details are worked out by Apiary Manager Peter Coxon.


Peter Halford has created a resources page on the website and

sent lots of resources out to membership related to Asian hornets.

It was decided that the hire fee for the extractors was to be sent directly into the HWBKA account so no cash would be involved anymore. It was understood that this will mean no deposit is taken, however comfortable that it should be self policing: if damage is caused the person will not

be able to rent again and will be asked to pay for repairs.

The next HWBKA Committee meeting will be on 6 March – you are welcome

to suggest topics we should discuss. Just send an email to our secretary Holly Caetano Alves de Castro on: the.hwbka+secretary@gmail.com 

Blueberry, honey & lemon cake recipe

By Jo Gore

I've always cooked. Ever since I was a small child. My Mum taught me - and I distinctly remember one time when I was probably around 5 years old making a cake by torchlight during a powercut. Mum was a semi-professional caterer, doing weddings and corporate events mainly, and the love of cooking she instilled in me is what drove me to train as a chef at Thanet Tech, where I was taught by the same chefs that trained Gary Rhodes. So, when I started beekeeping, learning to cook with the honey was an obvious choice.

I decided to start by doing a workshop on cooking with honey, during which I produced the only, truly inedible cake I have ever made! So, Rob and I applied our science backgrounds to the problem and came up with some basic rules. I've been applying these ever since, experimenting with some old favourite recipes to substitute honey for sugar, and counteract the side effects that honey causes. This approach has been really successful - and through a combination of converting old recipes and trying new ones I won a 1st prize in the open

cake class at the National Honey Show last year (I came 2nd this year too)!

Because of this success, Malcolm asked me to share some of my recipes with you. I am hoping to share a recipe in each edition of the *Apiarist*, and all the winners at our own Honey Show have also agreed to share their winning recipes, so I'll be including some of them throughout the year too. So here is my first recipe:

Ingredients

- 150g butter, melted
- 175g caster sugar
- 50g honey
- 150g Greek yoghurt
- Zest of 1 lemon
- 1tsp vanilla extract
- 225g self-raising flour
- 125g blueberries
- Icing sugar to serve (optional)

Method


First, preheat your oven to 170C, Fan 150C, Gas 3.



While the oven is coming to temperature, whisk together the melted butter, sugar, honey and yoghurt with the lemon zest and vanilla. Fold in the flour, then gently fold in the blueberries, trying not to break them up too much.

Line a 25x12 cm loaf tin with baking paper and spoon the cake mix in, levelling the surface before baking.

Bake for 1 hour 10 minutes, or until a skewer pushed into the middle of the cake comes out clean. Allow to cool for a few minutes in the tin, then turn out onto a wire rack to finish cooling.

Dust with a little icing sugar to serve. 

Images from the Wax workshop on 11 November



Dates for your calendar

Wednesday January 24th @ 7.30pm

Bee Banter

Venue: Function room, Blue Anchor Pub, Crowborough

Sunday February 18th @

9.30am-12.30pm

Session 1 – Beginners Course – Introduction to Beekeeping

Venue: Five Ashes Village Hall.

Sunday February 18th @ 1pm-5.30pm

Workshop – Hornet Monitoring Trap

Please register by clicking [<< here >>](#)

Venue: Five Ashes Village Hall.

Wednesday February 28th @ 7.30pm

Bee Banter

Venue: Function room, Rose & Crown Pub, Mayfield.

Thursday March 8th @

7.00pm-9.30pm (open to all members via zoom)

Session 2 – Bee biology

Venue: via ZOOM.

Wednesday March 27th @ 7.30pm

Bee Banter

Venue: Function room, Rose & Crown Pub, Mayfield.

Saturday April 6th @ 10am-1pm

Session 3 – Swarm control

Venue: Horsted Green Park Apiary (open to all members of the Association). Any beginners intending to get bees, please tell Rob Gore (robertgore07@gmail.com) who is running this session.

Tuesday, Wednesday & Thursday 12th, 13th & 14th April

BBKA Spring Convention – Harper Adams

Saturday April 13th @

9.30am-12.30pm

Session 4 – Going through a hive

Venue: Horsted Green Park Apiary (*New beekeepers only*).

Saturday April 13th @

12.30pm-3.30pm

Session 4 – Queen rearing

Venue: Horsted Green Park Apiary (open to all members).

Wednesday April 24th @ 7.30pm

Bee Banter

Venue: Function room, Blue Anchor Pub, Crowborough

Saturday May 11th @ 11am-2pm

Session 5 – Mating hives (open to all members) Venue: Horsted Green Park Apiary

Saturday 18th May

Sussex Beekeepers Bee Market

Venue: Uckfield College.

Wednesday May 29th @ 7.30pm

Bee Banter

Venue: Function room, Blue Anchor Pub, Crowborough

Friday, Saturday & Sunday 7th, 8th & 9th June

South of England Show

Wednesday June 26th @ 7.30pm

Bee Banter

Venue: Function room, Rose & Crown Pub, Mayfield.

Saturday June 29th or Friday June 28th

Session 6 – Bee Safari (open to all) am or pm depending on your group leader. A visit to three apiaries. Please express interest on HWBK Events page.

Tuesday 9th July

BBKA Basic Assessment

Venue to be confirmed. If you are interested in taking a BBKA exam, contact Peter Halford at the.hwbka+exams@gmail.com.

Saturday July 13th (open to all) @ 11am-1pm

Session 7 Varroa control

Venue: Horsted Green Park Apiary

Wednesday July 31th @ 7.30pm

Bee Banter

Venue: Function room, Blue Anchor Pub, Crowborough

Saturday 10th August

Weald on the Field, Uckfield

Sunday 18th August

Summer BBQ

Venue to be confirmed.

Wednesday August 28th @ 7.30pm

Bee Banter

Venue: Function room, Rose & Crown Pub, Mayfield.

Wednesday September 25th @

7.30pm

Bee Banter

Venue: Function room, Blue Anchor Pub, Crowborough

Saturday 28th September @ (times?)

Session 8 – Preparing hives for Winter

Venue: Horsted Green Park Apiary (open to all).

Saturday October 5th @

10am-12.30pm

Session 9 – Showing honey

Venue to be confirmed.

24th, 25th & 26th October

National Honey Show

Venue: Sandown Park

Wednesday October 30th @ 7.30pm

Bee Banter

Venue: Function room, Rose & Crown Pub, Mayfield.

Saturday November 9th @ 10am-1pm

Session 10 – Wax workshop

Venue: Sandy Infields Black Shed Studio, Fairwarp.

Please express interest on HWBK Events page

Sunday November 24th @

1pm-5.30pm

AGM and Honeyshow

Venue: Five Ashes Village Hall.

Friday 13th December @ 7pm

HWBK Christmas meal buffet

Venue to be confirmed.

More events might be listed [on our web site](#) – check it regularly for the latest updates and possible changes.

HWBKA Committee 2022-2023

President: Keith Obbard (the.hwbka+president@gmail.com)

Chairman: Malcolm Wilkie (the.hwbka+chair@gmail.com)

Honorary Secretary: Holly Caetano Alves de Castro (the.hwbka+secretary@gmail.com)

Honorary Treasurer: Phil Edwards (the.hwbka+treasurer@gmail.com)

Magazine Editor and Vice Chairman: Paul Lindström (the.hwbka+apiarist@gmail.com)

Apiary Manager (Slab Castle): Keith Obbard

Apiary Manager (Horsted): Peter Coxon

Assistant Apiary Manager Roxanne Gould (hwbkaapiaryassistant@outlook.com)

Events Secretary: Sandy Infield (the.hwbka+events@gmail.com)

Membership Secretary: Peter Halford (the.hwbka+membership@gmail.com)

Training & Education Manager: Malcolm Wilkie (the.hwbka+training@gmail.com)

AHAT Coordinator: Peter Coxon (the.hwbka+ahat@gmail.com)

Lecture Coordinator: Helen Chivers (the.hwbka+lecturecoordinator@gmail.com)

Acting web master: Peter Coxon (the.hwbka+webmaster@gmail.com)

Committee member: Mark Wilcox

Other useful contacts - National Bee Unit inspectors:

Local Bee Inspector: Daniel Morgan (Mobile: 07500 95 43 90)

For more Bee Inspectors see the National Bee Unit [web site](#).